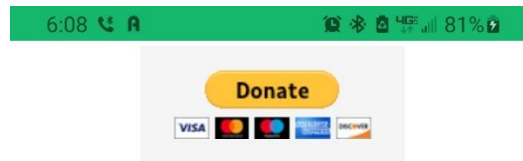


## Android Novice/Step by Step Video Upload Instructions

- 1) Shoot or locate the video you wish to upload for the contest. You should note the name of the file and which application it is in. Typically it will be in Gallery or Photos.
- 2) Open the Bichon Fur Kid website and read the video submission details. When you are ready to upload your video, click the underlined hot link in step three. See below




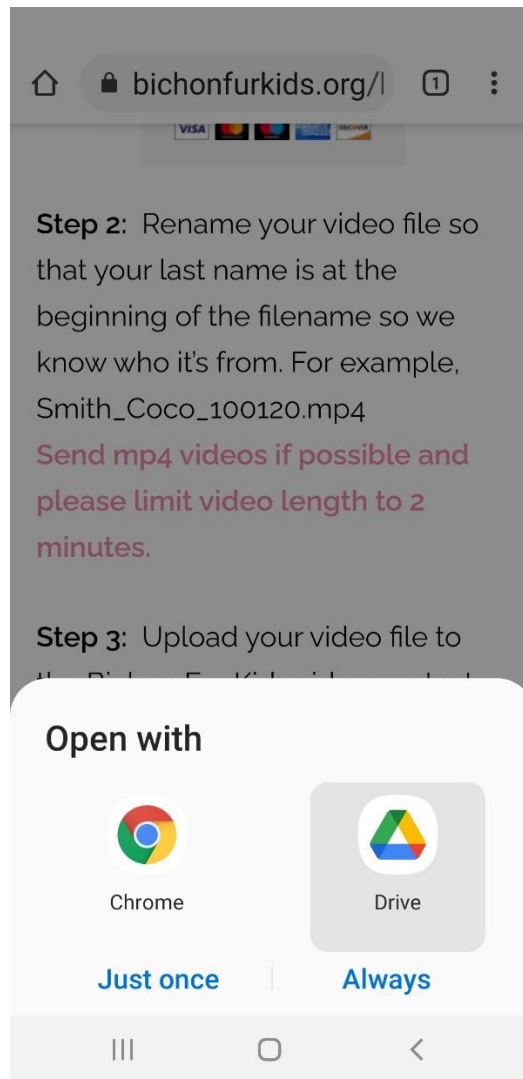
**Step 2:** Rename your video file so that your last name is at the beginning of the filename so we know who it's from. For example, Smith\_Coco\_100120.mp4  
**Send mp4 videos if possible and please limit video length to 2 minutes.**

**Step 3:** Upload your video file to the Bichon Fur Kids video contest folder at this link:  
[https://drive.google.com/drive/folders/phjvsbK043bLTXv\\_PZ7D?usp=sharing](https://drive.google.com/drive/folders/phjvsbK043bLTXv_PZ7D?usp=sharing)

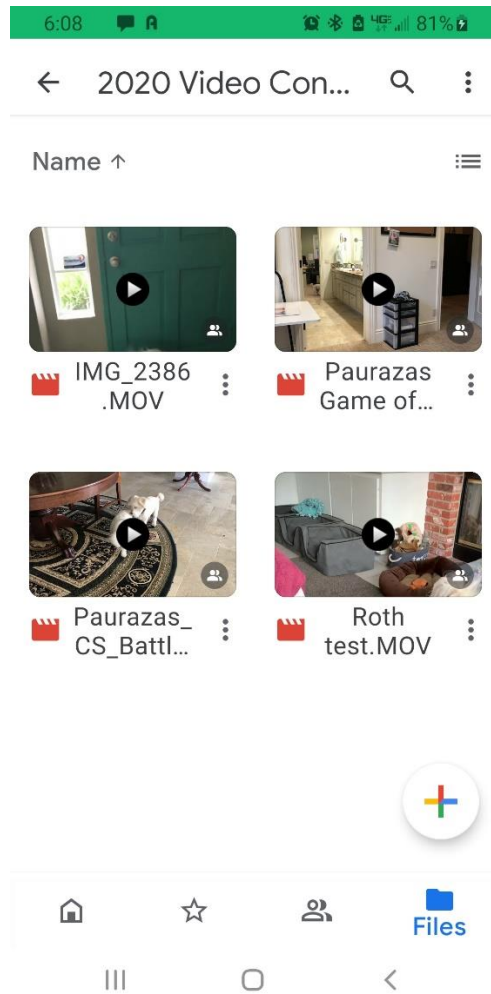
**Step 4:** Send an email to [contests@bichonfurkids.org](mailto:contests@bichonfurkids.org) and let



3) When you click the link, select the  Drive to open the location correctly

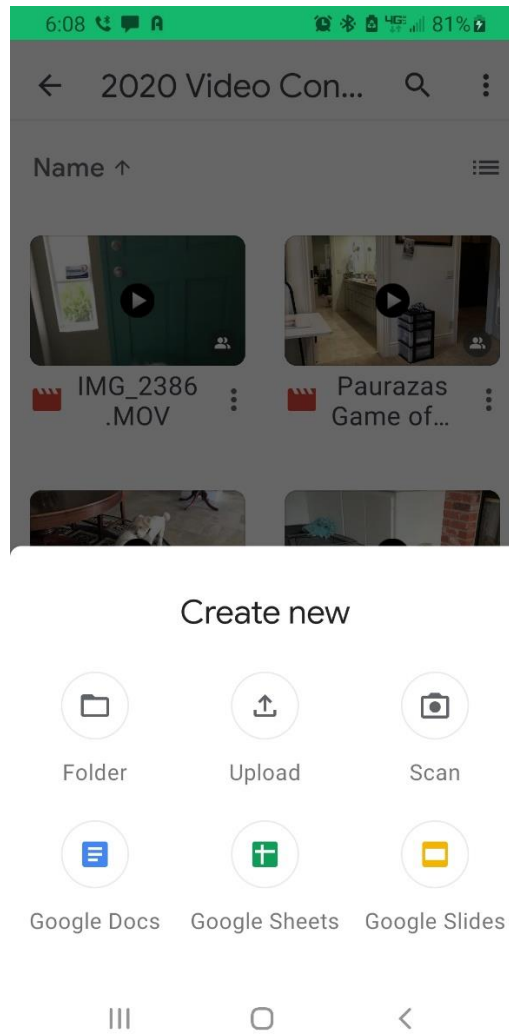


4) When you open Drive, the page will look like the image below:

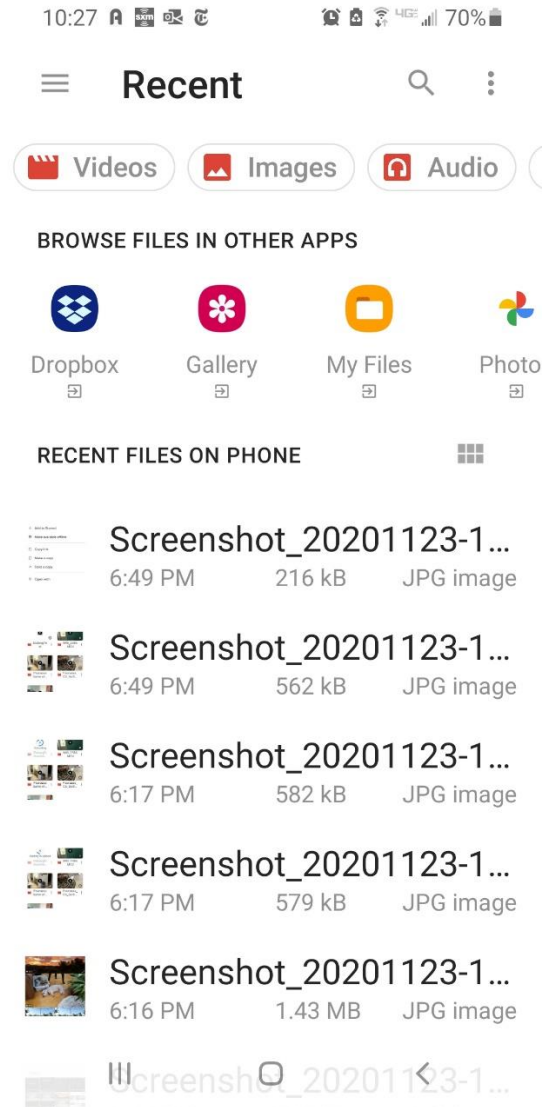


5) Click the plus on the bottom right to upload your video

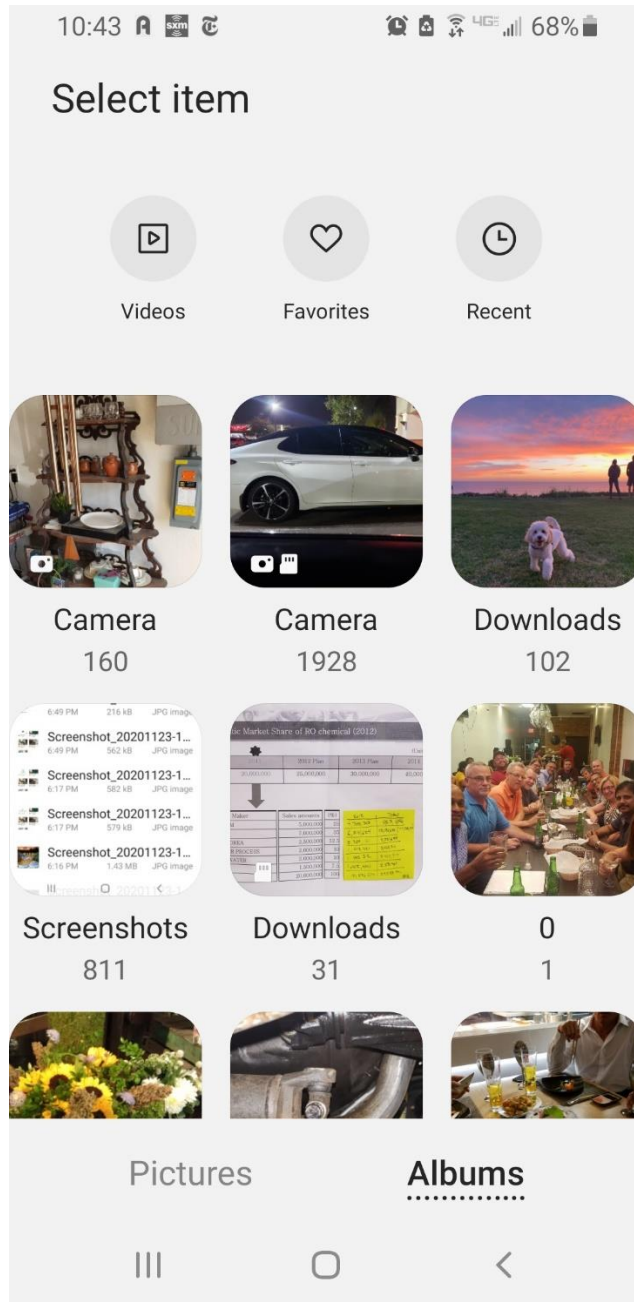
6) Drive will then ask what you want to do on the screen below.  
Select the upload icon.



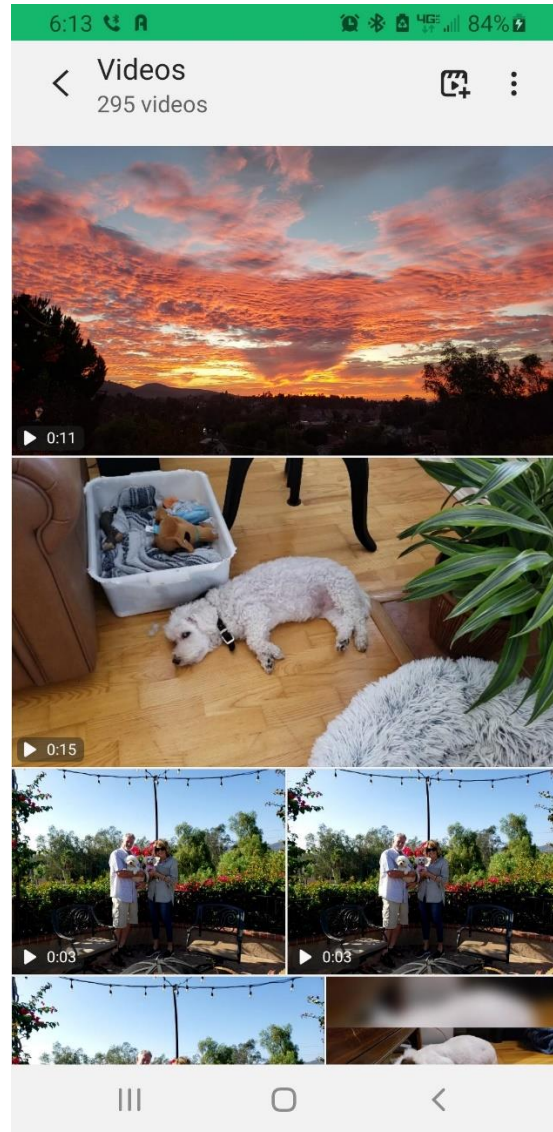
7) Drive will now want you to confirm what type of image to upload. Select video on the top left and then your file location. My file is in Gallery, the red icon. You may be in a different folder.



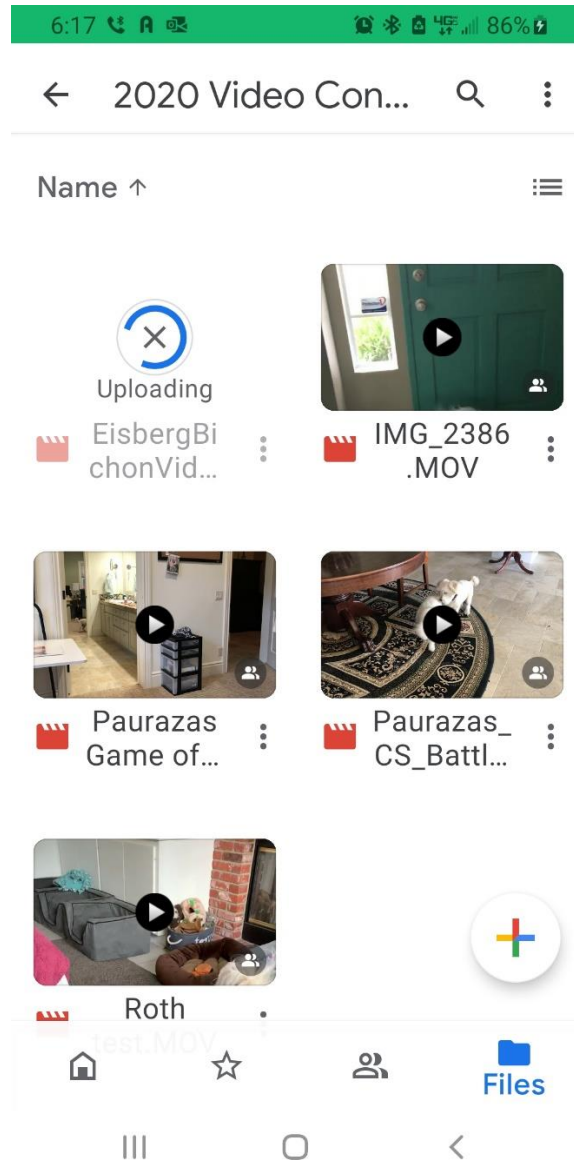
6) On this page I should also select videos. The button on the top left. This will take me to my last saved video files. This way I wont have to look through all of my photos looking for my video.



7) Locate the video you wish to upload. Mine is the second image with our BFK dog below the sunset. You should click the video you want to upload.



8) When you click your video, it will start the upload process.  
The upload could take a few moments.






9) After your video is uploaded, click the three vertical dots next to your file. This will take you to a page that will allow you to rename the video for the contest.

6:49      84% 

 EisbergTest

---

 Share

 Manage people and links

 Add to Starred

 Make available offline

---

 Copy link

 Make a copy

 Send a copy

---

 Open with

 Download

 Rename

 Add shortcut to Drive

 Move

10) Your all set! Good luck and thanks for joining our contest.