



Bichon Bits & Bytes

December 2022
©Bichon FurKids Rescue

The Adoption of Toby and Coco and Their Life with Us

By Rick and Patricia

After our little bichon-poodle mix of 15 ½ years passed we were very depressed. There was no energy in the house! We took two weeks to mourn and decided we could not live this way any longer. We then reached out to several rescue groups, completed adoption applications—and waited! Bichon FurKids was the first to respond and we were thrilled.

On October 23, a Sunday, after only two or three days as approved adopters, we received a message that there were two bonded pairs being surrendered. One pair was a male/female pair and the other was two boys. One of the pairs was located in San Diego and the other one in Sacramento.

Later that day we got a call from Marti asking if we would be interested in adopting the male/female pair whose owner lived in Sacramento and had just entered hospice. We finalized the paperwork as quickly as possible before heading for Sacramento on Monday, October 24.



Coco and Toby settling in

be losing both their owner and their home shortly! We could not imagine how that would feel and knew we had to do what we could for them.

We drove to Red Bluff and spent the night on Monday. On Tuesday we continued the drive to Sacramento to meet Jennifer, who had previously fostered a number of pups for Bichon FurKids and lived in Sacramento. Because of the suddenness of the hospice situation, and the emotion involved in the owner's daughters having to surrender the pair of pups, Jennifer agreed to meet with us.

Jen had previously met with the daughter and done an evaluation of Toby and Coco so that BFK could find the optimal home for them. Once we met, Jen answered some questions then drove with us to meet Toby and Coco. She was there to facilitate the adoption visit and was an enormous help in a very emotionally-charged situation.

Continued on next page...

Contents

The Adoption of Toby and Coco and Their Life with Us.....	1
A Special Bichon Bash.....	4
Looking Out For Our FurKids	6
Keep Your FurKids Safe!.....	9
Drivers Wanted.....	10
No-Sew Blankets.....	11



Fosters Needed

To apply to be a BFK foster, go to:
<https://bichonfurkids.org/volunteer-foster/>

Donate to BFK



Link BFK to your Amazon account at smile.amazon.com, then whenever you shop there, a portion of your purchase amount will be donated to BFK.



Sign up for the Ralphs Community Contribution Program and link your Ralphs Shopper's Card to BFK. When you shop at Ralphs, a portion of your purchase will be donated to BFK.

Bichon FurKids Rescue
Phone: 858-408-1937
Fax: 760-966-1702


www.BichonFurKids.org
info@bichonfurkids.org

[@bichonfurkidsrescue](https://www.facebook.com/bichonfurkids)

6965 El Camino Real,
#105-425,
Carlsbad, CA 92009

Tax ID: 20-3652098
Marti Colwell, President





Settling in at home



Rick, Patricia, and the pups all trying to fit in the frame



Sleeping peacefully

Cover Story, continued...

We [the FurKids and us] took to each other quickly—and an hour later we were on the road home. We spent the night in Weed (yes, there truly is a place named Weed!) on Tuesday, and completed the journey home on Wednesday.

Arriving Home

We showed the “kids” around the yard and house, unpacked and got to know each other better. While they were amazing travelers on the road, they also settled in well once we arrived home. We took them for a couple of walks around our neighborhood—which they loved—and Toby very quickly decided his happy place was on the recliner with his Dad, laying without hesitation between his legs and going to sleep almost right away.

By the end of the first week, the kids settled in as if this had been their home from the start. They had a vet appointment on Monday—Halloween—for a checkup and blood work as well as to schedule their neuter/spay and dental.

We have established some rules and a walking schedule [somewhat flexible] as well as a feeding schedule. We are in love with them and trying to gently break a few bad habits.

Coco talks a lot when she wants something—it is almost a squeak—and she grins. (Have you ever seen anything cuter than a grinning bichon? We hadn't!)

Because their previous owner had suffered a stroke four years before, Coco and Toby had experienced few walks or car rides over the ensuing years. It was so obvious how much they loved being with us and being ‘on the go’. There were some “interesting” experiences as a result!

A Life Filled with New Experiences

With Halloween decorations in full display we went for a walk, and Toby came across a sign. It was black with a skull and crossbones. He absolutely KNEW that he was not going anywhere near it! He went clear around me and as far from the sign as his leash would allow. Toby then proceeded to watch that sign until we were well clear of it. I just had to laugh; it was so funny. There was also a pumpkin sign (it made no impression on him). As for Coco, she didn't care at all and simply kept walking.

That same day we went to the mall for a movie [Ticket to Paradise with George Clooney and Julia Roberts—a good movie]. While waiting for the movie to start we went to the local Mini Pet Mart to get name tags made with their names, our name, address and phone number. We picked up another small tennis ball (so they could each have one). As we were checking out, Coco nabbed a treat from one of the bins at the checkout! We told the clerk we would pay for that one and also get one for Toby. The clerk teasingly called Coco a little shoplifter. We all had a good laugh at that.

Continued on next page...

Cover Story Continued...

On Halloween, Toby and Coco went to the veterinarian for a check-up and to get current on their vaccines. Neither one was very active after that, although they did take one walk. The next day they were feeling much better, and getting ready for their grooming appointment.

Two Clean and Happy FurKids

On Friday, Nov. 4, the FurKids had their first Coos Bay grooming—and they looked soooo good. The top of Coco's head hair is a bit too short, but other than that, they look really nice. You can see Coco's eyes, and Toby is just adorable. The groomer said they did really well too. (That is always nice to hear.) Marti told us that their previous owner did his own 'grooming' (of sorts). These two little pros were just fine with our groomer—and we plan on a once-a-month grooming routine going forward.

A few days later it was time for a thorough exam at our Vet: Toby had a yeast infection which she said was most likely food-caused, by chicken and possibly grain. We have them on salmon and sweet potato and that seems to be clearing it up. Although they lived with their former owner for years, they were never neutered or spayed. They also didn't have dentals. By the time you are reading this article, all of that will be (as the saying goes) 'Looking out the rear view mirror.'

Acclimating and Getting More Comfortable

Toby has begun to do the Bichon Buzz (or Blitz) like crazy around the house and gets so excited when "Daddy" appears, or he finds him. It is so cute. Recently, the pups have also 'discovered' rain. We had one raincoat, so we ordered a second one, which arrived in time, thankfully. Toby and Coco both had their raincoats on when the rain was coming down and didn't mind the walk one bit. (Of course I cannot use an umbrella and carry two leashes, so I rely on my rain hat.)

Fast forward to a few weeks later and it was time for their second grooming. They did well and we had a "play time" afterwards. That consists of chasing and playing with mini tennis balls that squeak—each dog in their own area: Toby is VERY enthusiastic, and Coco is a bit more sedate in her ball chasing.

Talking about Coco, she definitely has a grin or smile—and does that a lot, especially with Rick. She also has a VERY high-pitched voice/whine! It gets so high pitched that Toby goes over to see if she is OK. It is totally Coco's way of talking to us; sometimes it even sounds like she is saying a word.

A Loving Bond

They have settled in well. Toby is not happy about loud noises and shakes like crazy; it takes both Coco and one of us to settle him down. Coco gets upset when Toby gets upset, so she must go/come to him and just be there for him. It really is sweet to witness the love and bond that they share. We totally love them.

We think about how this all transpired and what a difference it has made for us and these pups. Marti was on board with us 100% to adopt these two adorable, but abandoned, FurKids. We loved them at first sight and were so glad that they seemed happy with us immediately.

Toby bonded with Rick at once, and even after two months he won't let him out of sight unless we are on our walks. Toby loves to lay on the recliner with Rick, and they will stay that way for as long as Rick stays in the chair.

Coco has bonded with her mom. She has to go to bed with me at night, follows me around and is not happy when I am out of her sight, unless it is with Rick (Daddy) taking them out for their evening walk.

We definitely have already enjoyed being the mom and dad to these adorable pups and are looking forward to many happy years and experiences together. The timing could not have been better. Toby and Coco's former owner passed away while we were on our way back to Oregon. We are so grateful that they had such an easy transition.

A Special Bichon Bash

The Bichon Bash is always great fun and 2022 was no exception! We had vendors to shop with, wonderful baskets of goodies to bid on, raffle items to win, calendars to buy—all to raise money for our furry friends. Bichons and their proud Moms and Dads came from all over California and beyond—from Arizona, Nevada, Washington and Oregon. (You know how FurKids hate to miss a party—and you KNOW how we Moms and Dads enjoy the opportunity to brag about our special pups, too!) The creative groomers at Muse Dog Spa added much style and color to our event—and we know several pups who will be poster 'kids' going forward as they know how cute they look!

We were pleased with the weather and the new location for this year's Bash—and appreciate the Parks and Recreation team from the City of Mission Viejo! We had a level area which we fenced off, easy parking, proximity to the restrooms and a bit more shade. Attendees told us how much they like the new location too, so we hope to be there in 2023.

An event with so many moving parts is only possible with great leadership! Our hats off (and so very many thanks!) to the Bichon Bash Co-Chairs, Mary Arden and Michele Ramirez. They make it look easy—but there are thousands of hours of preparation involved in creating an event like the Bash. Our thanks to our amazing MC, Tod Howarth, whose musical talents helped to make the day even more fun and uplifting. We hope that Tod can be convinced to bring his guitar again next year and to share some more of his personal songs (as well as recording artists whose work he plays so well).

More thanks go to all the Committee members who worked tirelessly to do their parts in our event. Cherie Bauer and her team made registration go seamlessly, even with some delightful walk-ins joining our event. Diane Carlos and Laurie Paurazas showcased their creativity with our decorations and raffle baskets. Mike Witmer captured our pups and their proud owners through many delightful photos. And very special thanks to Michael Merrigan whose relationship skills brought us the support of Rainbow Sandals! (If you haven't worn their sandals, please try them. They are made locally and are exceptionally durable and nice to wear.)

As we move through the holidays, we hope that looking at these photos will bring smiles to your faces—and a desire to join us at the 2023 Bichon Bash! Please save the date: it's Sunday, October 15th.



Our Amazing Master of Ceremonies, Tod Howarth




Rainbow Sandals Banner



Precious Pups



Festive Canopies and Tables



David, Gail, Abby, and Coco





Lori Anne and Peabody



Steve, Stacey, Bacall and Truffle



Linda, Mocha and Chino



Danna and Vivi



Gina, Martin, and the Boys



David and Robbie



Natalie and Gravy




Having Fun




Ernie, Michele and Lily Mae



The Colorists from Muse Dog Spa



Kimmie



Bailey Boy



The Bash Raffle Area



Lunch by Dine With Elegance



Kylie

Looking Out For Our FurKids

Editor's Note: If you have read our cover story about Coco and Toby, you probably noted that their former owner had made no provisions for their ongoing care. As a senior himself, and with three adult daughters, he may have believed that one of them would care for Coco and Toby after he passed. As we often find out, that was not the case—and he had made no arrangements for their future care. The burden of figuring that out, in addition to all the other arrangements that they had to address, fell to two of his daughters—and led them to contacting Bichon FurKids.

Lifetime care is really important to us—and we take the responsibility very seriously. On all of our adoption applications, and in the calls that we have with potential adopters, we ask for a committed future caregiver to be specified. We do so in order for the Coco's and Toby's of the world to not sustain further trauma. It's very difficult for all FurKids to lose both the person or people who have cared for them and the house and routine that was 'home'. We seek to avoid that for as many of our pups as we can.

Unfortunately life 'happens' and we cannot know what may happen next month, next year or even tomorrow. PLEASE make arrangements for your FurKid(s) and have a designated future caregiver who is named in your will and is willing to accept the responsibility. It is so very important to ensure that your pups will be loved, cared for and provided for as you have loved, cared for and provided for them.

The article below was written with that in mind. We hope that your pups will avoid the trauma that so many others sadly have not!

There are many ways you can make charitable contributions through your estate planning that will enable Bichon FurKids to help your FurKid and potentially other pets. To make the right decision you need to carefully plan and organize your goals for giving. Determining which charitable giving strategy is right for you is as important as making the gift itself.

Will or Trust

Perhaps the most popular way to achieve the goal of caring for a FurKid is through a Will or Trust. A well-planned Will can avoid problems for your heirs and direct a gift to the charity of your choice, reducing taxes and estate settlement costs. You can also create a Trust within your Will that will help reduce or eliminate taxes and provide asset management for your heirs, possibly delaying distribution to minors or to address special needs of heirs. You may also want to designate a "Power of Attorney" to handle your affairs, in case you are not able to.

Pet Trust

There are also pet trusts. A pet trust is a legal technique you may use to be sure your pet receives proper care



*If we should part, if you must leave,
My heart will break, how I will grieve!
My home now empty, where will I go?
Who'll love me as you did? I need to know.
Will my bed be as warm, soft and secure?
Or will it be concrete, my future unsure?
What happens to me, if those left behind
See just a dog, and to my sweet soul are blind?
These things I must know, should my worst fears
come true,
Because I have no choice but to live on
without you.*



© Judy D'Addieco

after you die or in the event of your disability. And there are two types of them.

The first type, called a "traditional pet trust," is effective in all states. You tell the trustee to help the person who is providing care to your pet after you die (the beneficiary) by paying for the pet's expenses according to your directions as long as the beneficiary takes proper care of your pet.

The second type of pet trust, called a "statutory pet trust," is authorized in almost 40 states. A statutory pet trust is a basic plan and does not require the pet owner to make as many decisions regarding the terms of the trust. The state law "fills in the gaps" and thus a simple provision in a will such as, "I leave \$10,000 in trust for the care of my dog, Rover" may be effective.

Inter Vivos Trust

An inter vivos trust takes effect immediately and thus will be functioning when you die or become disabled. This avoids delay between your death and the property being available for the pet's care. However, an inter

Continued on next page...

Make charitable gifts to BFK, continued...

vivos trust often has additional start-up costs and administration fees.

Testamentary Trust

A testamentary trust is the less expensive option because the trust does not take effect until you die and your will is declared valid by a court ("probating the will"). However, there may not be funds available to care for the pet during the gap between when you die and your will is probated. In addition, a testamentary trust does not protect your pet if you become disabled and unable to care for your pet.

What are the factors to consider when creating a trust?

You need to consider many factors in deciding how much money or other property to transfer to your pet trust. These factors include:

- The type of animal
- The animal's life expectancy (especially important in case of long-lived animals)
- The standard of living you wish to provide for the animal
- The need for potentially expensive medical treatments
- Whether the trustee is to be paid for his or her services
- Adequate funds to provide the animal with proper care, be it an animal-sitter or a professional boarding business, when the caregiver is on vacation, out-of-town on business, receiving care in a hospital, or is otherwise temporarily unable personally to provide for the animal

You should avoid transferring an unreasonably large amount of money or other property to your pet trust because such a gift is likely to encourage your heirs and beneficiaries to contest the trust. If the amount of property left to the trust is unreasonably large, the court may reduce the amount to what it considers to be a reasonable amount.

What qualities should I look for in a caregiver?

The selection of the caregiver for your pet is extremely important. Here are some of the key considerations:

- Willingness to assume the responsibilities associated with caring for your pet
- Ability to provide a stable home for your pet

- Harmonious relationship between the caregiver's family members and your pet

When should I create my pet trust?

You may create a pet trust either (1) while you are still alive (an "inter vivos" or "living" trust) or (2) when you die by including the trust provisions in your will (a "testamentary" trust).

So many of us say, "I'll take care of it soon — I know it's important." But, life happens and we let time pass and don't take care of this vital matter. You have and want the right to decide who benefits from your estate after your death — don't let the state do it for you! If you were to die without a Will or Trust, the laws of your state will distribute your property as they see fit; and your family or loved ones could battle for years.



Why Do I Need A Will?

A valid Will or Trust is the ONLY way to choose your beneficiaries. Even if you are married, both you and your spouse need separate Wills identifying your specific wishes. If you have children or own property, own stocks or have other financial assets, you should have a Will, regardless of your age or financial standing.

The state can not know your wishes for your family, charitable activities or friends if you don't tell them!

Are there other ways to take care of my pet?

Other ways that may be beneficial, depending on your financial circumstances (be sure to check with your financial and legal advisors):

Continued on next page...

Make charitable gifts to BFK, continued...

- **Bargain Sale:** A sale of property (to a charity) in which the difference between the sale proceeds and the property's fair market value constitutes a charitable donation
- **Cash or designated assets or property:** You can leave a specific cash amount or percentage of your estate, your car, RV, home, artwork or other property to a charity like DFD
- **Charitable Lead Trusts (CLT):** Funded by a transfer of assets from a donor to a Trust. A charity receives the income for a lifetime or a number of years, after which the remaining assets are transferred to the donor or other persons (typically children or grandchildren)
- **Charitable IRA:** You can designate a charity as the beneficiary of all or part of your IRA. Other tax benefits may apply
- **Charitable Remainder Trust (CRT):** Funded by a transfer of assets from the donor to the Trust. Beneficiaries receive a specified percent distribution from the Trust for a period of years or life, with the remainder interest paid to charity. There are several types of Charitable Remainder Trusts
- **Life Insurance:** You can designate BFK as the beneficiary of your life insurance policy. This allows many people to give a larger gift than they would otherwise be able to make, and it avoids probate. By making BFK the owner of the insurance policy, in addition to being the beneficiary, the premiums are tax deductible, too

- **Securities/Stocks:** You can donate stocks that may have appreciated and save on capital gains taxes, while enjoying a federal income-tax deduction for the full value


Did you know...?

- Giving appreciated property like stock, property or real estate can cost you less than giving the equivalent in cash
- Some assets are worth more to you if you give them to charity
- Some charitable gifts allow you to pass on more to your heirs AND save taxes
- You can benefit from making a gift now, while leaving a legacy later

One more thing, and this is important...

It is especially important that financial and/or legal professionals be consulted in order to attain maximum benefits from donations for both the donor and Bichon FurKids. Because of BICHON FURKIDS's 501(c)(3) status with the Internal Revenue Service, all donation options have tax benefits according to current laws.

As always, Bichon Furkids Rescue cannot provide legal or financial advice. Please remember to check with your financial advisor to find the option that will be most beneficial to you.



Keep Your FurKids Safe!

There are a number of household items that can be very harmful to our pups, many of which are truly poisonous when ingested. Please be aware—and remember that when entertaining, some of the listed food items may be even more prominent, so make your guests aware, too.

Foods and beverages:

- Chocolate (especially dark chocolate)
- Coffee/coffee grounds
- Caffeine-containing beverages
- Coconut water (high in potassium)
- Raisins and grapes
- Onions, onion powder, garlic, chives, leeks, nutmeg, cinnamon
- Macadamia nuts
- Alcoholic beverages
- Xylitol (artificial sweetener in gum, diet/low-sugar foods. *One stick of gum could be enough to kill a small dog!*)
- Seeds from apple, apricot, cherry, and plum (and pits)
- Avacados, mushrooms (most kinds), green or unripe tomatoes, raw potatoes

Household items:

- Detergents and fabric softener sheets
- Fertilizer and plant food
- Prescription drugs
- Rat/mouse/insect bait
- Antifreeze (it smells sweet so pets love to lick it from a floor or street). Most bottled solvents, cleaners, oils, etc. are toxic (keep all such items on high shelves)

Outside your home:

- Sago palms
- Kalanchoe
- Fire sticks (Euphorbia Tirucalli, a.k.a pencil cactus)
- Aloe vera
- Castor bean or castor oil plant
- Milkweed
- Tomato plants
- Ivy, American holly, and mistletoe
- Amaryllis, tulips, lilies, hyacinths and daffodils
- Cyclamen and begonia
- Oleander
- Chrysanthemum
- Lantana
- Angel's Trumpet
- Azaleas and rhododendron
- Wisteria
- Dieffenbachia

Also harmful to pets are heavily salted or seasoned foods, yeast dough, animal bones, and fatty cuts of meat. For more items and information, see the links at right.



Links you can check for additional information include:

- <https://www.ucdavis.edu/one-health/garden-plants-toxic-to-pets/>
- <https://www.asPCA.org/pet-care/animal-poison-control>
- https://ucanr.edu/sites/poisonous_safe_plants/Plant_Toxicity_Levels_523/
- <https://www.akc.org/expert-advice/nutrition/certain-foods-and-household-products-can-be-dangerous-to-dogs/>

Drivers Wanted....

Want to help but can't foster?

Love to see new places and meet new people?

Want to make a difference for a FurKid or two?


Want to make a New Year's Resolution that helps others?

FurKids need your help! Every week FurKids need to be transported to groomers, vets and foster homes. We rely on our volunteer drivers to get them there—and are grateful for their help. We ***do*** need more people who are willing and able to transport our fluffs primarily throughout San Diego or Orange County (and not for great distances usually, either.)

Sometimes we have days in which to plan; other times it is more immediate like when we find a FurKid that needs to be moved 'right away' due to a medical situation, to be exited from a shelter or who needs to be some place other than where he or she is at that moment.

If you have time and a love for bichons, we ***need*** you. And if you love to organize transports, we need help with that too! Please email marti@bichonfurkids.org and say "I want to drive a FurKid" and we'll be in touch.

**... because
this is what
happens when
our FurKids
try to drive
themselves!**



No-Sew Blankets

For those of you who want to help our FurKids to be warm and cozy all year-round, here are instructions on how to make the No-Sew Blankets that every FurKid loves!

Supplies:

Good pair of cloth scissors
Tape measure or ruler
Two 1-yard lengths of coordinating fleece
4"x4" cardboard template marked with 1" intervals

Directions:

Please read all directions before starting your blanket.

1. Lay out fleece wrong sides together (if "wrong" sides are evident).
2. Match up edges.
3. Pin together to hold while you knot.
4. Cut off rough edges.
5. Cut 4"x4" square out of each corner.
6. Make 4" deep cuts at 1" intervals around all 4 sides.
7. Start in one corner – Tie overhand knot close to blanket edge – Use one strip from top fleece, one from bottom fleece – Tie second knot – Make sure your knot is tight.
8. Knot EVERY OTHER pair of strips until you are all around the blanket one time.
9. Turn blanket over – Knot the same way until you have tied all your knots.

Hints:

Use your template as a guide to keep cuts even and equally deep.

Keep your knot tie tension steady while tying your knots so you don't overstretch your fleece.

Snug knots will hold well through washing/drying.

For more information, pictures, and tutorials:

<http://www.youtube.com/watch?v=o9S7y6eeQH0>

<http://www.instructables.com/id/No-Sew-Fleece-Blanket-1/>

Packing:

Optional: When you have your blankets ready, you may roll one up tightly, tie with a ribbon, and tag with a note: "This blanket was made with love and hope for your BichonFurKid Forever Home from "<your name>"

Mailing:

If you live in Southern California we may be able to suggest a drop-off location for the blankets.

If not, you may mail them to one of these locations:

Bichon FurKids
6965 El Camino Real #105-425
Carlsbad, CA 92009
(Please note: This is a UPS store that cannot receive drop-offs.)

Or...

Cherie Bauer
7959 Calle Madrid
Carlsbad, CA 92009

